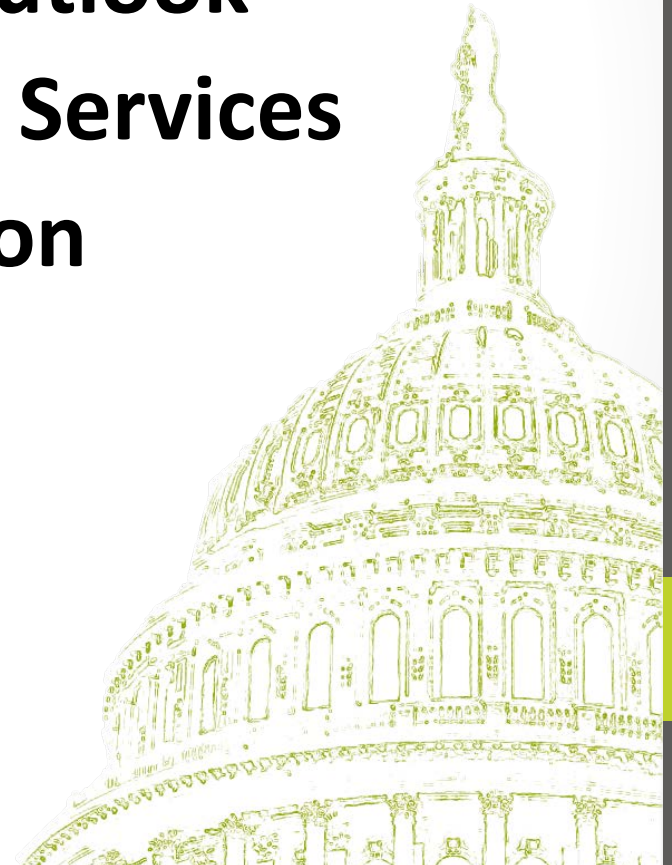


# Budget Outlook for Veterans Programs

## Welcome to 114<sup>th</sup> Congress 1<sup>st</sup> Session

- Budget Statistics and Outlook
- Benefits, Programs and Services
- The Political Composition
- Budget Quiz



# Budget Outlook for Veterans Programs

- **President's Budget**

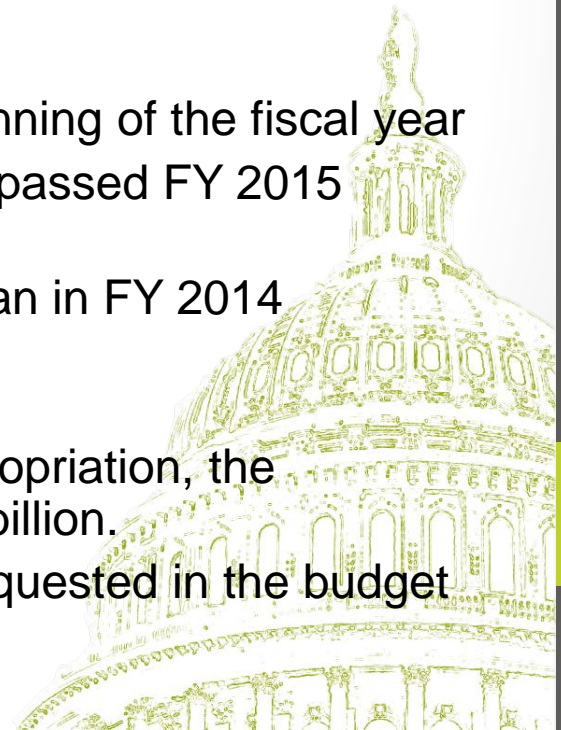
- Delivered February 2, 2015, on time
- Due between first Monday in January and first Monday in February of each calendar year

- **Congress failed (again!) to pass the budget on time**

- Late 16 out of past 17 years
- 1998, last time VA's budget was on time
- VA's appropriations are due October 1, the beginning of the fiscal year
- December 16, 2015; Appropriations Committee passed FY 2015 funding
- 3 months late for FY 2015, one month earlier than in FY 2014

- **2016 Advance Appropriations:**

- While VA health care has full year FY 2016 appropriation, the Administration requested supplemental of \$1.3 billion.
- FY 2017 advance appropriation, \$63.2 billion requested in the budget



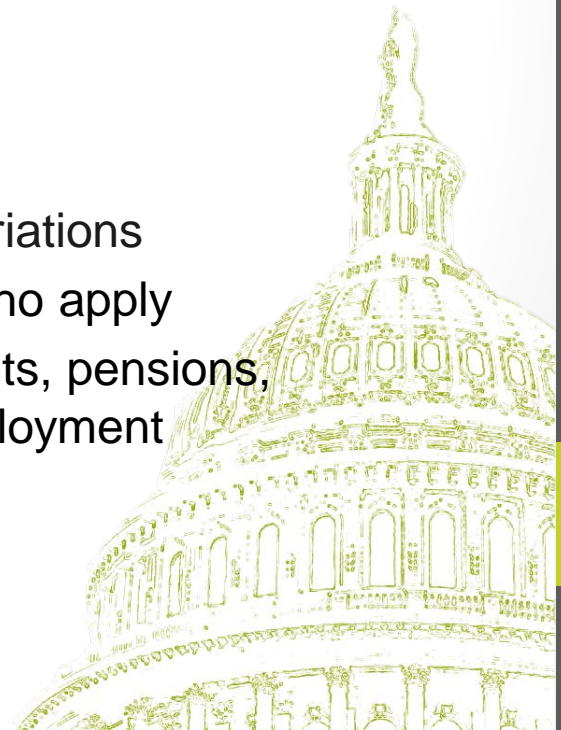
# Budget Outlook for Veterans Programs

- **Discretionary:**

- Portion of the budget that goes through the annual appropriations process
- Congress directly sets the level of spending on discretionary programs
- Examples: VA Health Care, Construction, and VBA

- **Mandatory:**

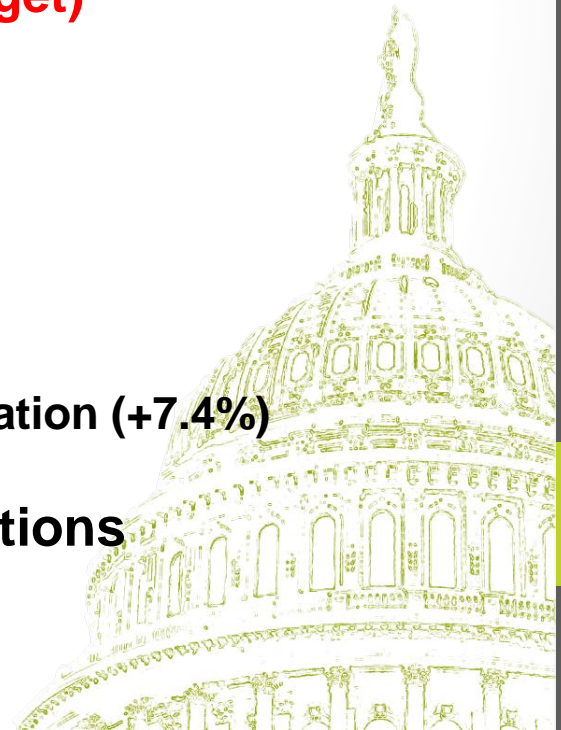
- Refers to earned benefits and entitlements
- Eligibility determined by law, rather than appropriations
- Costs determined by number of those eligible who apply
- Examples: disability compensation, burial benefits, pensions, education and vocational rehabilitation and employment



# Budget Outlook for Veterans Programs

## The FY 2016 Independent Budget

- Released Feb 2, 2015
- Recommends hiring:
  - 1700 employees for claims processing (770 in Pres. budget)
  - 382 for Voc Rehab Services (0 in Pres. budget)
  - 120 for BVA (-7 in Pres. budget)
- \$74.4 billion in discretionary funding
  - Increase of \$6.1 Billion Over FY 2015 (+8.9%)
- \$63.3 billion for health care
  - \$4.4 billion over VA's FY 2015 advance appropriation (+7.4%)
- \$66.3 billion for FY 2017 advance appropriations



# Budget Outlook for Veterans Programs

## Independent Budget (cont.)

- **\$2.5 billion for all construction programs**
  - \$1 billion enacted for FY 2015
  - \$1.5 billion requested by the Administration for FY 2016 (+\$500 million)
  - IB recommends an increase of \$1.5 billion for FY 2016 over FY 2015
- **\$619 million for Medical and Prosthetic Research**
  - \$589 million enacted for FY 2015
  - \$622 million requested by the Administration for FY 2016 (+\$33 million)
  - IB recommends supporting the Administration's request
- **\$2.8 billion for VBA (Claims, Appeals, Voc Rehab)**
  - \$2.5 billion enacted for FY 2015
  - \$2.7 billion requested by the Administration for FY 2016 (+\$200 million)
  - IB recommends an increase of \$300 million for FY 2016 over FY 2015

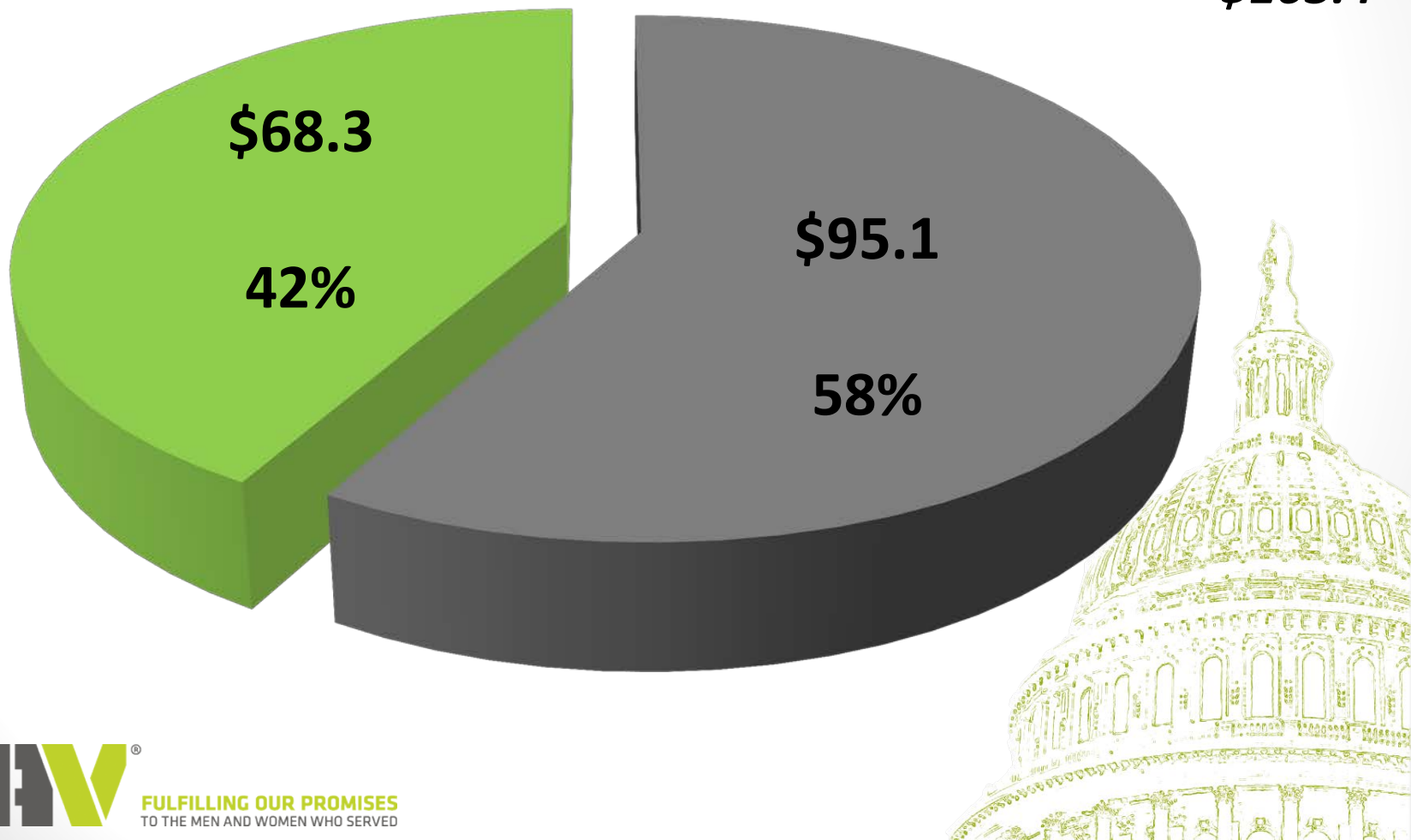


# Budget Outlook for Veterans Programs

## FY 2015 VA **Discretionary** & Mandatory Appropriation

*(in billions)*

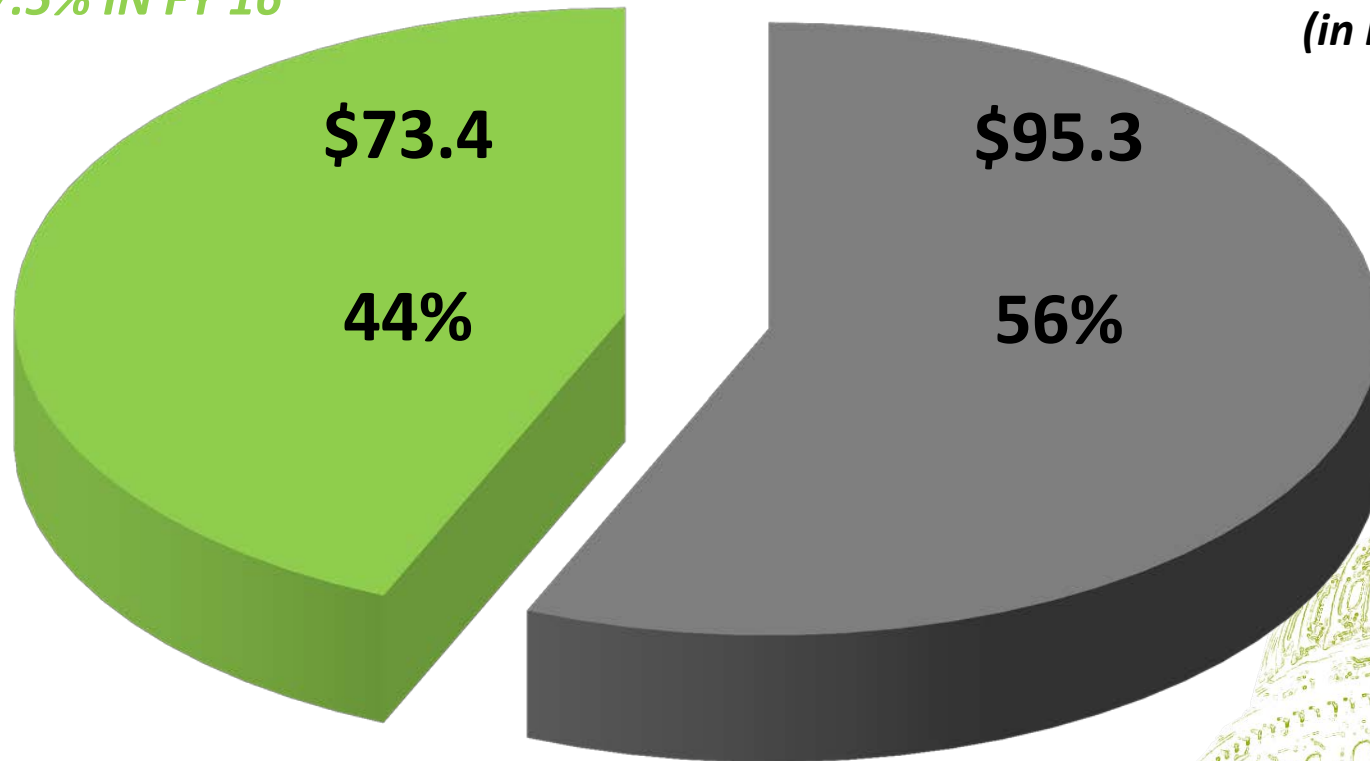
**\$163.4**



# Budget Outlook for Veterans Programs


## FY 2016 VA **Discretionary** & Mandatory Request

+ 7.5% IN FY 16



**\$168.7**

(in billions)

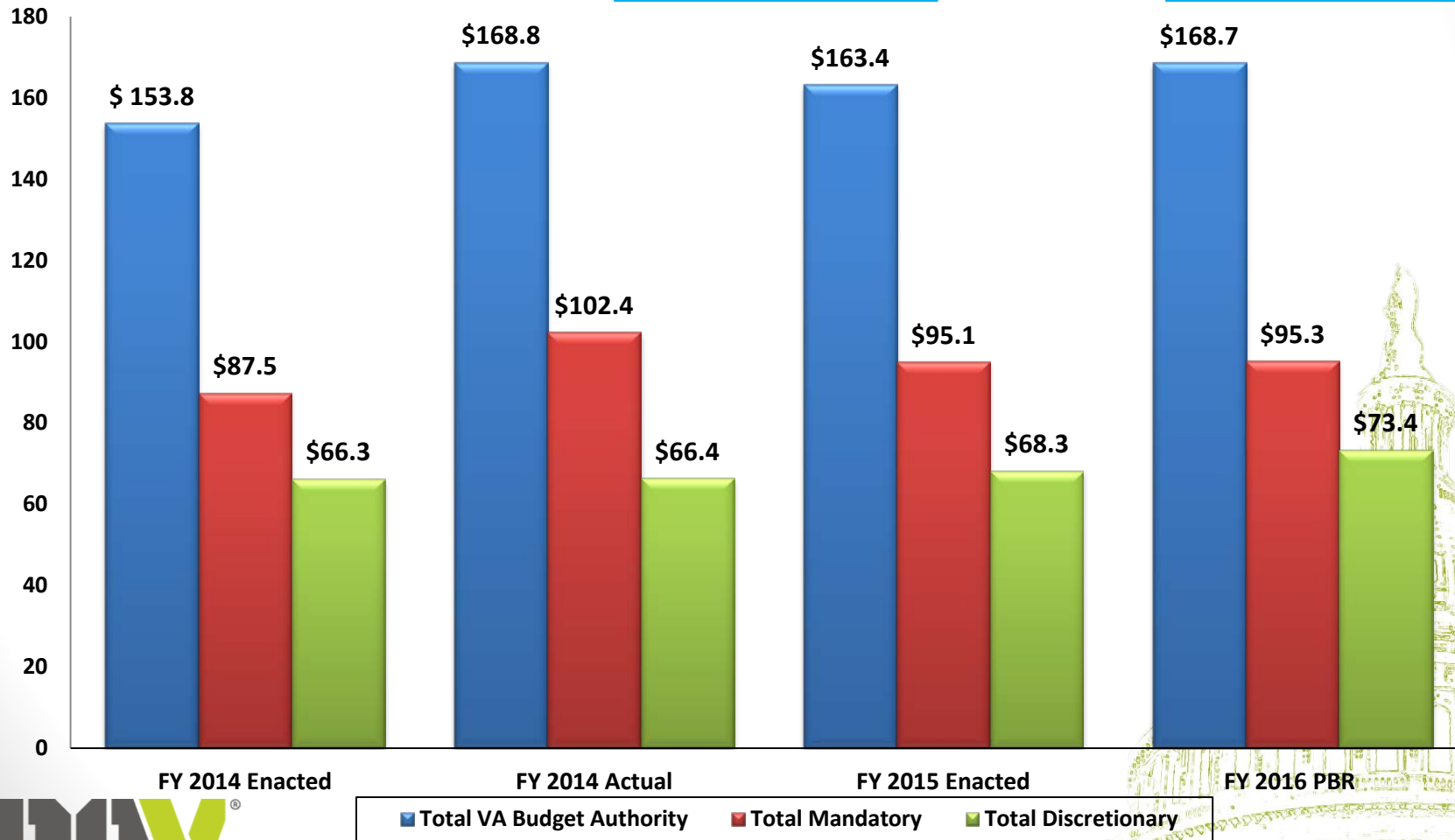


# Budget Outlook for Veterans Programs *(in billions)*

**\$15 BILLION CHOICE FY 14**  
**\$153 BILLION W/OUT CHOICE**

**FY 14 Enacted**  
**Mandatory \$87**  
**Discretionary \$66**  
**Total \$153**

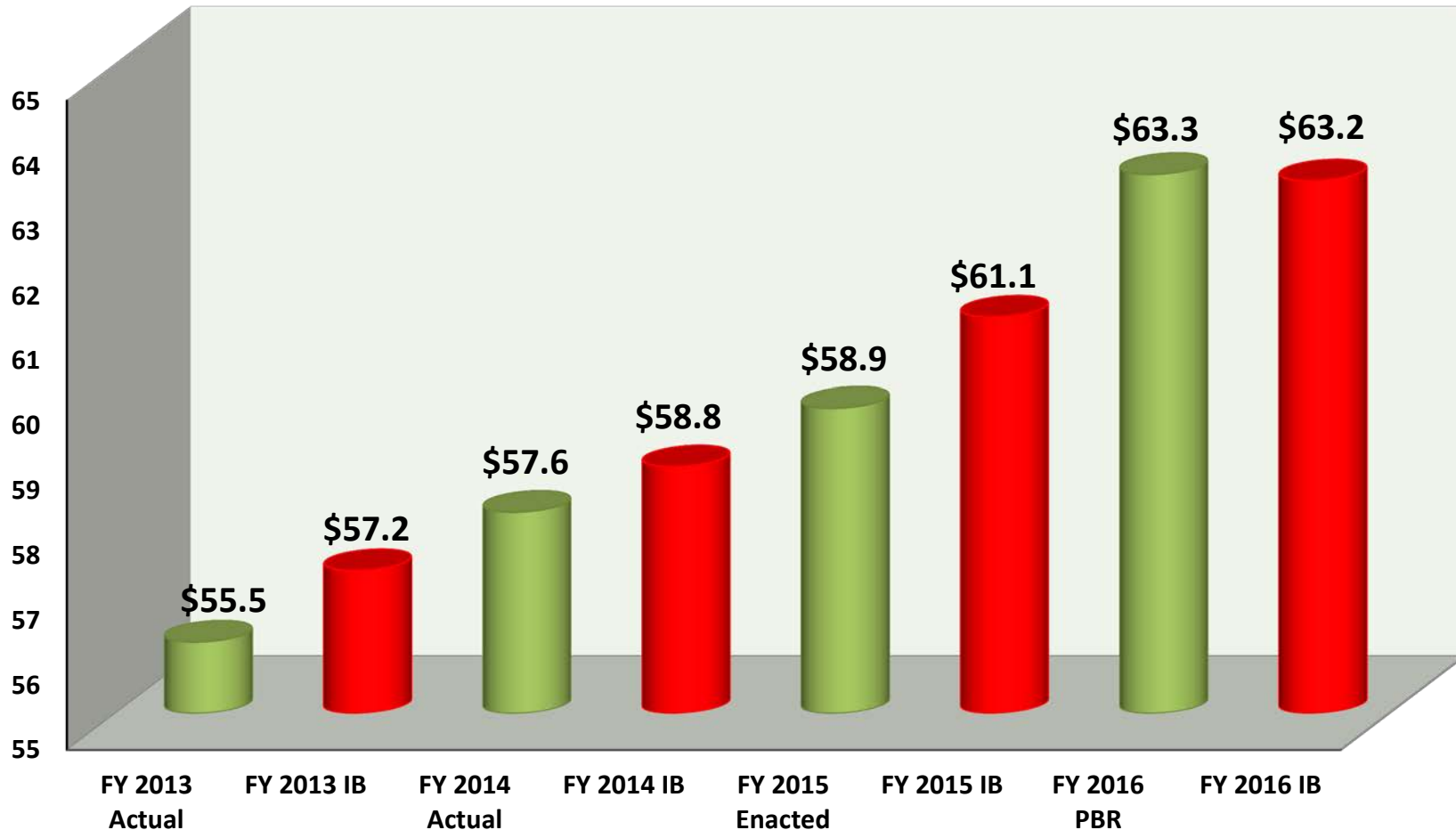
**FY 14 Actual**  
**Mandatory \$102**  
**Discretionary \$66**  
**Total \$168**





# Budget Outlook for Veterans Programs (in billions)

## Total VA Medical Care



# Budget Outlook for Veterans Programs

## VA Construction Funding

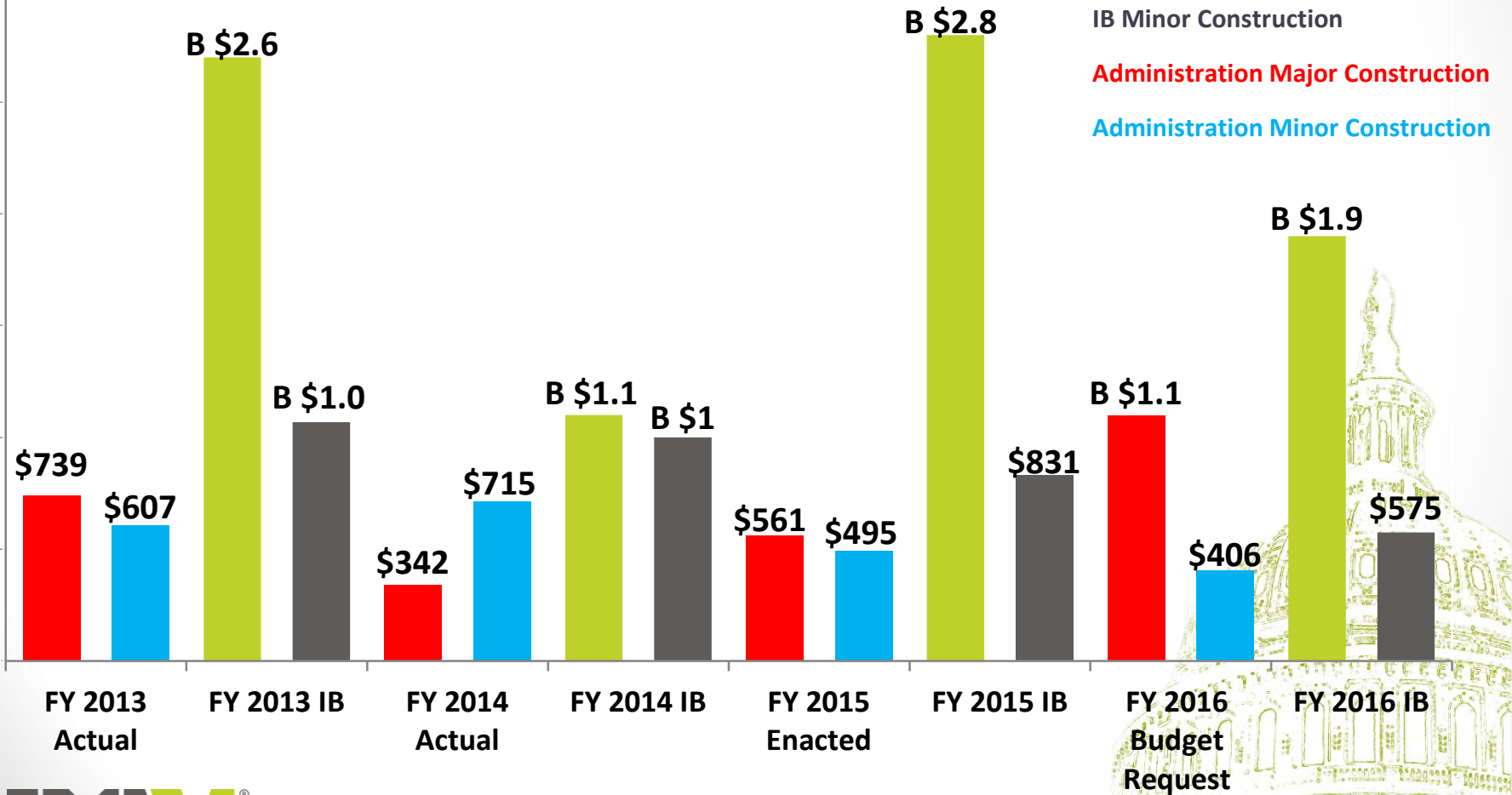
B=Billions

IB Major Construction

IB Minor Construction

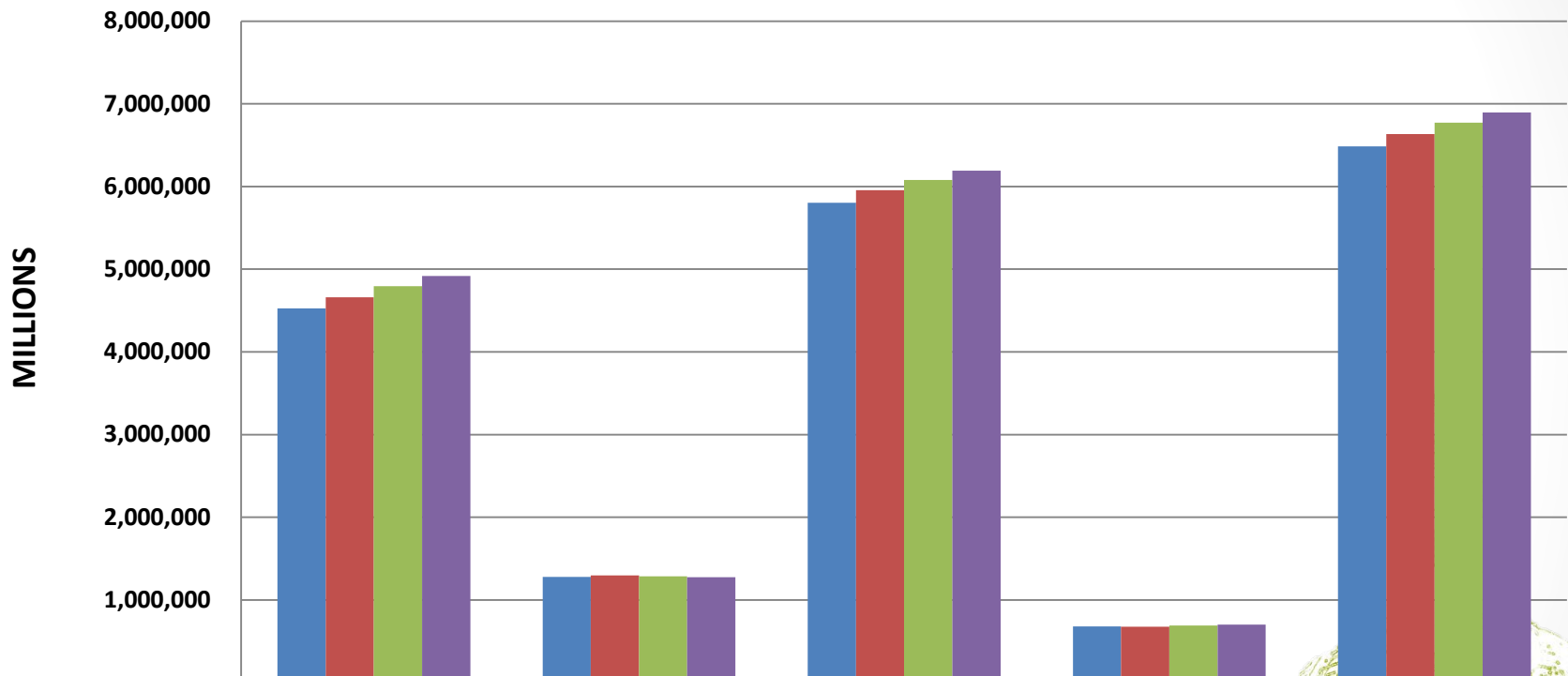
Administration Major Construction

Administration Minor Construction



# Budget Outlook for Veterans Programs

## VHA SERVICES PROVIDED



	Priority 1 - 6 Users	Priority 7 & 8 Users	Total Veteran Users	CHAMPVA & Non-Veterans	Total Unique Users
<b>FY 2013 Actual</b>	4,524,505	1,279,385	5,803,890	680,774	6,484,664
<b>FY 2014 Actual</b>	4,658,956	1,296,770	5,955,725	677,010	6,632,735
<b>FY 2015 Enacted</b>	4,795,656	1,284,526	6,080,182	691,996	6,772,178
<b>FY 2106 Budget Request</b>	4,918,891	1,273,262	6,192,154	703,235	6,895,389

# Fulfilling Our Promises to the Men and Women Who Served

## Success in 114<sup>th</sup> Congress Will Depend on You

### House Veterans' Affairs Committee



Jeff Miller  
Florida  
1<sup>st</sup> District



Corrine Brown  
Florida  
5<sup>th</sup> District

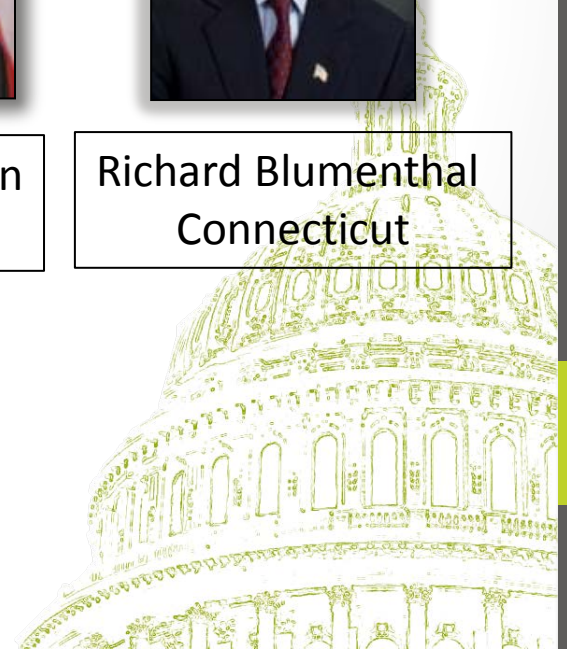
### Senate Veterans' Affairs Committee



Johnny Isakson  
Georgia



Richard Blumenthal  
Connecticut



# Budget Outlook for Veterans Programs

## Budget Quiz

The 2016 VSO Independent Budget calls on Congress to supply VBA with how many claims processors?

- **Answer: 1700**

The President's Budget is Due?

- **Answer: Between 1st Monday in Jan and 1st Monday in Feb**

What year did VA last receive an on-time budget?

- **Answer: 1998**

Disability compensation is considered what type of spending?

- **Answer: Mandatory**

Who is the Chairman of the House Veterans' Affairs Committee?

- **Answer: Mr. Jeff Miller**

Who is the Chairman of the Senate Veterans' Affairs Committee?

- **Answer: Mr. Johnny Isakson**

